

MS Series SLA Battery

MHB MS Series--Small-size batteries

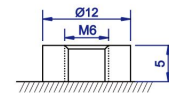
- 100% before shipment testing, stable and reliable long-term quality
- patented grid alloy formula and updated manufacturing technique
- completely sealed and maintenance-free, low self-discharge
- Excellent charging and re-charging acceptance
- Cycle use: More than 260 cycles at 100% DOD
- Floating & standby use: 3-5 years

Application:

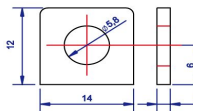
- Alarm System
- Cable Television
- Communication Equipment
- Emergency Power System
- Security System
- Medical Equipment
- UPS
- Power tools
- Control Equipment
- Toys

Construction:

- ComponentRaw material
- PositiveLead dioxide
- NegativeLead
- ContainerABS
- CoverABS
- SealantEpoxy
- Safety valve Rubber
- TerminalCopper
- SeparatorFiber glass
- ElectrolyteSulfuric acid



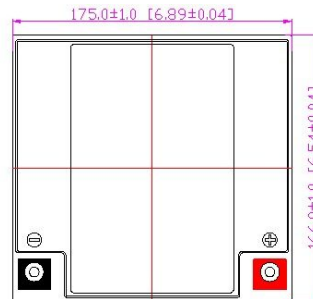
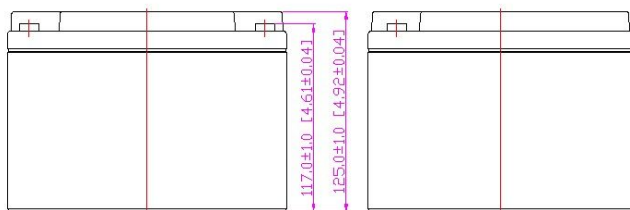
M6 Bolt



M5 Bolt & Nut

B2 Terminal

T3 Terminal

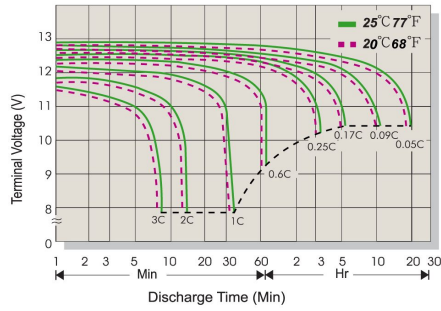


Speification:

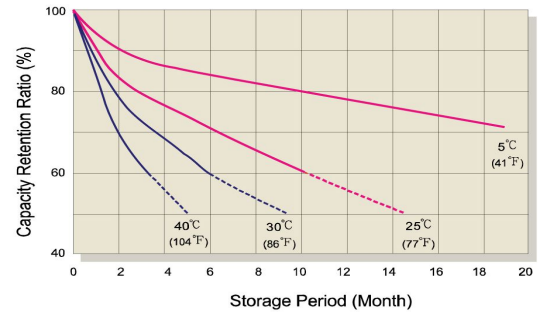
Battery Model	MS 26-12W 12V26AH			
Designed Floating Life	3~5 Years			
Capacity (25°C)	20HR(1.30A,10.5V)	10HR(2.501A,10.5V)	5HR(4.68A,10.5V)	1HR(15.67A,10.5V)
	26.00AH	25.01AH	23.40AH	15.67AH
Dimensions	Length	Width	Height	Total Height
	175mm (6.89inch)	166mm (6.54inch)	125mm (4.92inch)	125mm (4.92inch)
Approx. Weight	7.25Kg (15.99 lbs) ±5%			
Internal Resistance	Full charged at 25°C : ≤13.5mΩ			
Self Discharge	3% of capacity declined per month at (25°C)			
Capacity Affected by Temp.(20HR)	40°C	25°C	0°C	-15°C
	102%	100%	85%	65%
Charge Voltage(25oC)	Cycle use		Float use	
	14.4-15.0V(-30mV/°C), max. Current:7.20A		13.5-13.8V (-20mV/°C)	

FUJIAN MINHUA POWER SOURCE CO., LTD.

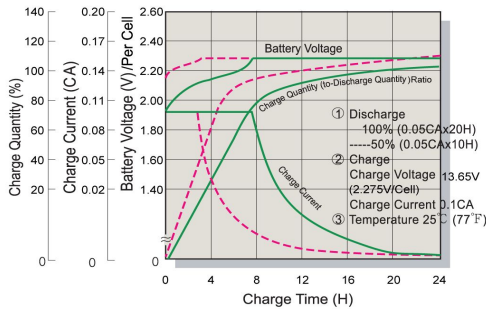
Terminal Voltage (V) and Discharge Time



Capacity Retention Characteristic



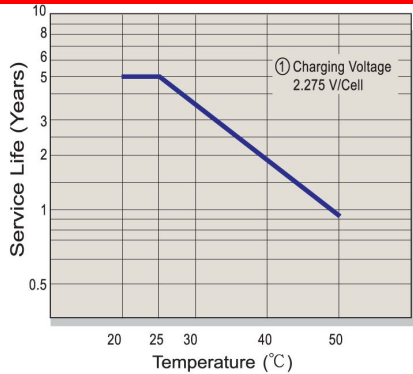
Battery Voltage and Charge Time for Standby Use



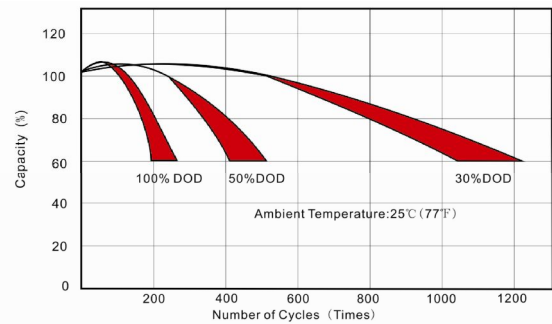
Battery Voltage and Charge Time for Cycle Use



Tickle(or Float) Service Life



Cycle Service Life



Constant Current Discharge(CC,Unit:A) at 25°C(77°F)

F.V/Time	5Min	10Min	15Min	30Min	1Hr	2Hr	3Hr	4Hr	5Hr	6Hr	10Hr	20Hr
1.85V/Cell	85.48	50.46	39.66	25.85	15.09	8.72	6.70	5.500	4.507	3.674	2.409	1.252
1.80V/Cell	87.12	51.43	40.42	26.35	15.38	8.89	6.83	5.605	4.593	3.744	2.455	1.276
1.75V/Cell	88.75	52.39	41.18	26.84	15.67	9.06	6.95	5.710	4.679	3.815	2.501	1.300
1.70V/Cell	96.74	55.53	43.65	27.91	15.94	9.21	7.08	5.811	4.761	3.882	2.545	1.323
1.67V/Cell	106.50	60.25	47.35	29.47	16.11	9.31	7.15	5.873	4.812	3.923	2.573	1.337
1.60V/Cell	115.37	63.39	49.82	30.73	16.29	9.41	7.23	5.936	4.864	3.966	2.601	1.351

Constant Power Discharge (CP,Unit:W) at 25°C(77°F)

F.V/Time	5Min	10Min	15Min	30Min	1Hr	2Hr	3Hr	4Hr	5Hr	6Hr	10Hr	20Hr
1.85V/Cell	166.69	98.40	77.34	50.41	29.42	17.01	13.06	10.73	8.79	7.16	4.70	2.44
1.80V/Cell	169.88	100.28	78.82	51.38	29.98	17.33	13.31	10.93	8.96	7.30	4.79	2.49
1.75V/Cell	173.06	102.16	80.29	52.34	30.55	17.66	13.56	11.13	9.12	7.44	4.88	2.54
1.70V/Cell	188.64	108.29	85.11	54.43	31.08	17.97	13.80	11.33	9.28	7.57	4.96	2.58
1.67V/Cell	207.67	117.48	92.34	57.47	31.42	18.16	13.95	11.45	9.38	7.65	5.02	2.61
1.60V/Cell	224.98	123.61	97.16	59.93	31.76	18.36	14.10	11.58	9.49	7.73	5.07	2.64