

MHB MM Series—Front Terminal Battery

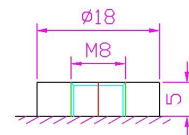
- High performance, completely maintenance-free, low self-discharge
- 100% precise quality testing, stable quality and high reliable performance
- Unique grid alloy formula and updated manufacturing technique
- Floating & standby use: up to 8 years
- Cycle use 1: Up to 260 cycles at 100% DOD
- Cycle use 2: Up to 500 cycles at 50% DOD

Application:




- Telecommunications
- Alarm and security system
- Uninterruptable Power Supply (UPS)
- Communication power supply
- Electric Power System (EPS)
- DC power supply
- Emergency backup power supply
- Auto control system

Construction:

- ComponentRaw material
- SealantEpoxy
- PositiveLead dioxide
- Safety valve Rubber
- NegativeLead
- TerminalCopper
- ContainerABS
- SeparatorFiber glass
- CoverABS
- Electrolyte Sulfuric acid



M8 Bolt
B5 Terminal

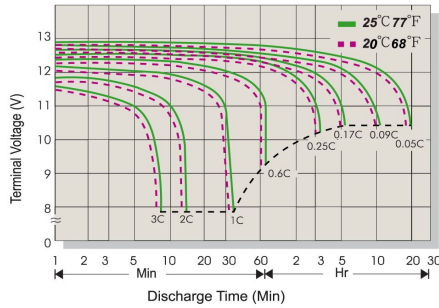


Specification:

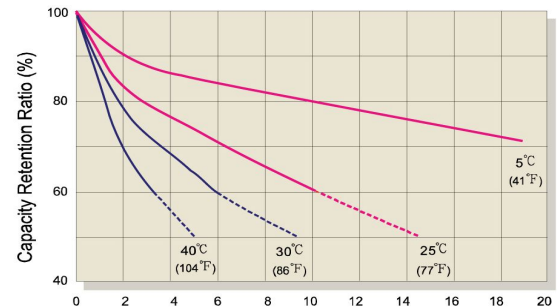
Battery Model	MR125 -12 12V125AH			
Designed Floating Life	Up to 10 Years			
Capacity (25°C)	20HR(6.50A,10.8V)	10HR(12.50A,10.8V)	5HR(22.90A,10.5V)	1HR(76.28A,10.5V)
	130.00AH	125.00AH	114.50AH	76.28AH
Dimensions	Length	Width	Height	Total Height
	550mm (21.65inch)	105mm (4.13inch)	315mm (12.40inch)	315mm (12.40inch)
Approx. Weight	40.2Kg (88.61 lbs)			
Internal Resistance	Full charged at 25°C: ≤5.5mΩ			
Self Discharge	2% of capacity declined per month at (25°C)			
Capacity Affected by Temp.(20HR)	40°C	25°C	0°C	-15°C
	102%	100%	85%	65%
Charge Voltage(25°C)	Cycle use		Float use	
	14.4-14.6V(-30mV/°C), max. Current:30A		13.6-13.8V (-20mV/°C)	

FUJIAN MINHUA POWER SOURCE CO., LTD.

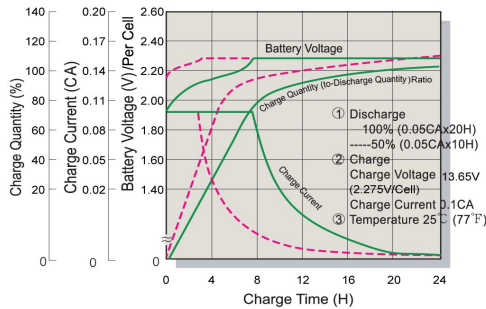
Terminal Voltage (V) and Discharge Time



Capacity Retention Characteristic



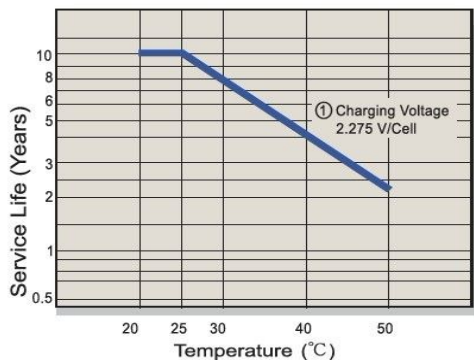
Battery Voltage and Charge Time for Standby Use



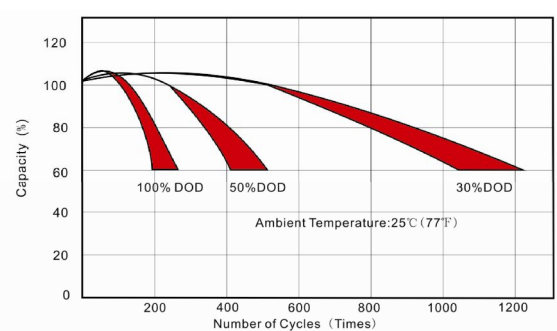
Battery Voltage and Charge Time for Cycle Use



Tickle(or Float) Service Life



Cycle Service Life



Constant Current Discharge(CC,Unit:A) at 25°C(77°F)

F.V/Time	10Min	15Min	30Min	1Hr	2Hr	3Hr	4Hr	5Hr	6Hr	8Hr	10Hr	20Hr
1.85V/Cell	304.61	169.36	119.41	73.47	44.23	32.90	26.56	22.05	19.01	14.74	12.18	6.34
1.80V/Cell	312.50	173.75	122.50	75.38	45.38	33.75	27.25	22.63	19.50	15.13	12.50	6.50
1.75V/Cell	316.25	175.84	123.97	76.28	45.92	34.16	27.58	22.90	19.73	15.31	12.65	6.58
1.70V/Cell	344.71	186.39	131.41	79.32	46.73	34.76	28.06	23.30	20.08	15.58	12.87	6.69
1.67V/Cell	379.50	202.21	142.57	83.75	47.23	35.13	28.36	23.55	20.30	15.74	13.01	6.77

Constant Power Discharge (CP,Unit:W) at 25°C(77°F)

F.V/Time	10Min	15Min	30Min	1Hr	2Hr	3Hr	4Hr	5Hr	6Hr	8Hr	10Hr	20Hr
1.85V/Cell	594.0	330.3	232.8	143.3	86.2	64.2	51.8	43.0	37.1	28.7	23.8	12.4
1.80V/Cell	609.4	338.8	238.9	147.0	88.5	65.8	53.1	44.1	38.0	29.5	24.4	12.7
1.75V/Cell	616.7	342.9	241.7	148.7	89.5	66.6	53.8	44.6	38.5	29.8	24.7	12.8
1.70V/Cell	672.2	363.5	256.2	154.7	91.1	67.8	54.7	45.4	39.2	30.4	25.1	13.1
1.67V/Cell	740.0	394.3	278.0	163.3	92.1	68.5	55.3	45.9	39.6	30.7	25.4	13.2