

MHB MM Series—Medium-size Battery

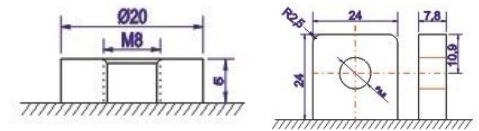
- High performance, completely maintenance-free, low self-discharge
- 100% precise quality testing, stable quality and high reliable performance
- Unique grid alloy formula and updated manufacturing technique
- Floating & standby use: up to 8 years
- Cycle use 1: Up to 260 cycles at 100% DOD
- Cycle use 2: Up to 500 cycles at 50% DOD

Application:

- Telecommunications
- Uninterruptable Power Supply (UPS)
- Electric Power System (EPS)
- Emergency backup power supply
- Alarm and security system
- Communication power supply
- DC power supply
- Auto control system

Construction:

- ComponentRaw material
- PositiveLead dioxide
- NegativeLead
- ContainerABS
- CoverABS
- SealantEpoxy
- Safety valve Rubber
- TerminalCopper/Pb
- SeparatorFiber glass
- Electrolyte Sulfuric acid

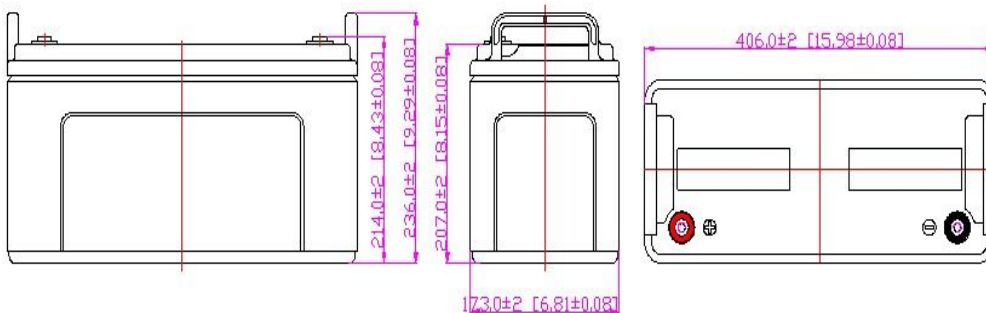


M8 Bolt

M8 Bolt

B5 Terminal

T14 Terminal

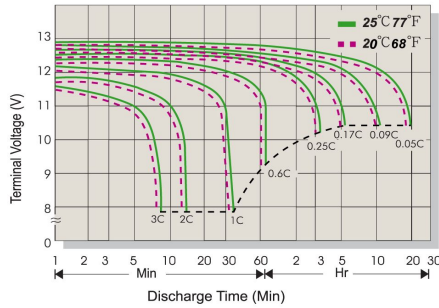


Specification:

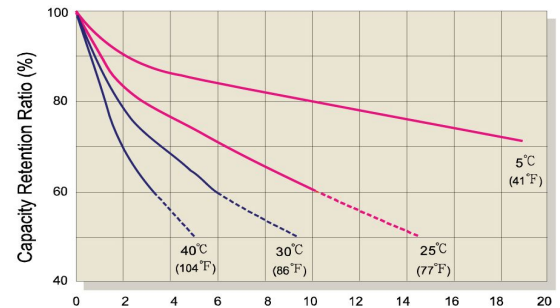
Battery Model	MM 120-12 12V120AH			
Designed Floating Life	Up to 8 Years			
Capacity (25°C)	20HR(6.37A,10.8V)	10HR(12.0A,10.8V)	5HR(23.35A,10.5V)	1HR(78.2A,10.5V)
	127.4AH	120.0AH	116.8AH	78.2AH
Dimensions	Length	Width	Height	Total Height
	406mm (15.98inch)	173mm 6.81inch)	207mm (8.15inch)	236mm (9.29inch)
Approx. Weight	35.6Kg (78.50 lbs)			
Internal Resistance	Full charged at 25°C: ≤5.0mΩ			
Self Discharge	2% of capacity declined per month at (25°C)			
Capacity Affected by Temp.(20HR)	40°C	25°C	0°C	-15°C
	102%	100%	85%	65%
Charge Voltage(25°C)	Cycle use		Float use	
	14.4-14.6V(-30mV/°C), max. Current:36A		13.5-13.8V (-20mV/°C)	

FUJIAN MINHUA POWER SOURCE CO., LTD.

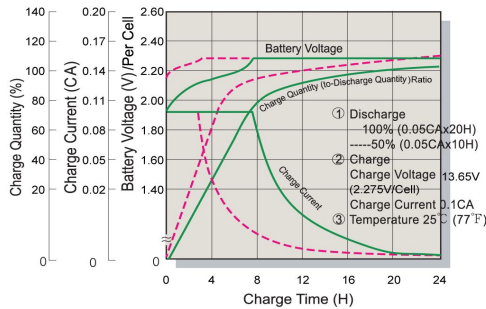
Terminal Voltage (V) and Discharge Time



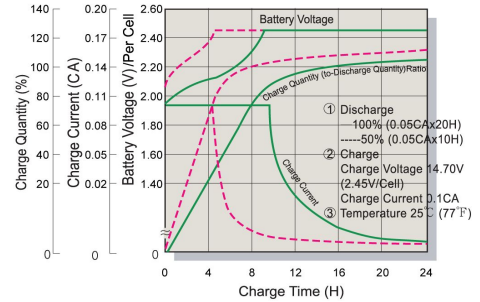
Capacity Retention Characteristic



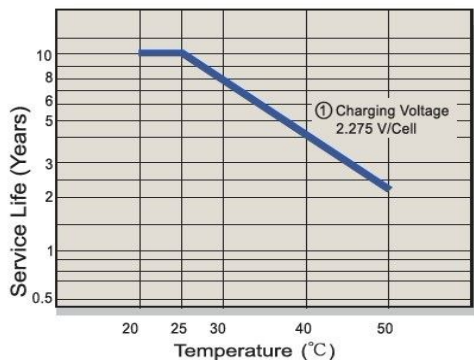
Battery Voltage and Charge Time for Standby Use



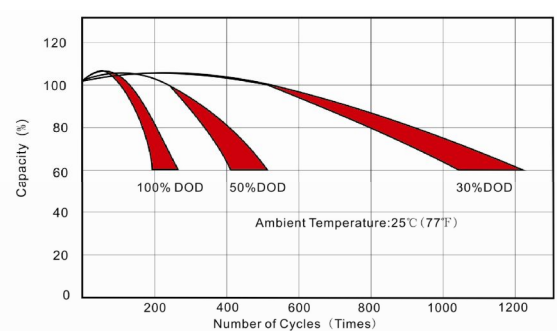
Battery Voltage and Charge Time for Cycle Use



Tickle(or Float) Service Life



Cycle Service Life



Constant Current Discharge (CC, Unit: A) at 25°C (77°F)

F.V/Time	5Min	10Min	15Min	30Min	1Hr	2Hr	3Hr	4Hr	5Hr	6Hr	10Hr	20Hr
1.85V/Cell	426.57	251.81	197.91	129.01	75.29	43.52	33.42	27.45	22.49	18.33	11.79	6.25
1.80V/Cell	434.72	256.62	201.69	131.48	76.73	44.36	34.06	27.97	22.92	18.69	12.00	6.37
1.75V/Cell	442.87	261.43	205.48	133.94	78.17	45.19	34.70	28.49	23.35	19.04	12.24	6.49
1.70V/Cell	482.73	277.12	217.80	139.29	79.55	45.98	35.31	29.00	23.76	19.37	12.46	6.60
1.67V/Cell	531.45	300.65	236.30	147.07	80.40	46.48	35.69	29.31	24.02	19.58	12.59	6.67

Constant Power Discharge (CP, Unit: W) at 25°C (77°F)

F.V/Time	5Min	10Min	15Min	30Min	1Hr	2Hr	3Hr	4Hr	5Hr	6Hr	10Hr	20Hr
1.85V/Cell	831.82	491.04	385.93	251.57	146.82	84.87	65.17	53.52	43.86	35.75	22.99	12.18
1.80V/Cell	847.71	500.42	393.30	256.38	149.63	86.49	66.42	54.54	44.69	36.44	23.40	12.42
1.75V/Cell	863.60	509.80	400.68	261.19	152.43	88.12	67.67	55.56	45.53	37.12	23.87	12.65
1.70V/Cell	941.33	540.38	424.72	271.61	155.12	89.67	68.86	56.54	46.33	37.77	24.29	12.87
1.67V/Cell	1036.32	586.27	460.78	286.78	156.78	90.63	69.59	57.15	46.83	38.18	24.55	13.01