

MHB ML Series—Longer service life Battery

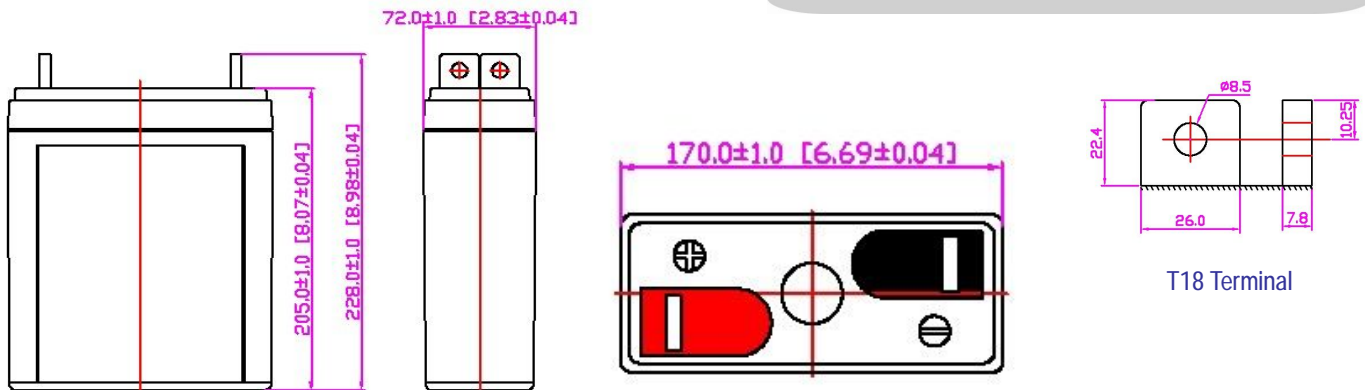
- High performance, completely maintenance-free, low self-discharge
- 100% precise quality testing, stable quality and high reliable performance
- Unique grid alloy formula and updated manufacturing technique
- Floating & standby use: up to 15 years
- Cycle use 1: Up to 260 cycles at 100% DOD
- Cycle use 2: Up to 1200 cycles at 30% DOD

Application:

- Telecommunications
- Uninterruptable Power Supply (UPS)
- Electric Power System (EPS)
- Emergency backup power supply
- Alarm and security system
- Communication power supply
- DC power supply
- Auto control system

Construction:

- ComponentRaw material
- PositiveLead dioxide
- NegativeLead
- ContainerABS
- CoverABS
- SealantEpoxy
- Safety valve Rubber
- TerminalCopper
- SeparatorFiber glass
- Electrolyte Sulfuric acid

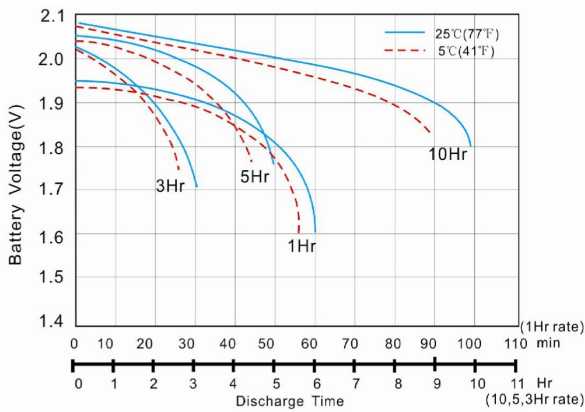


Specification:

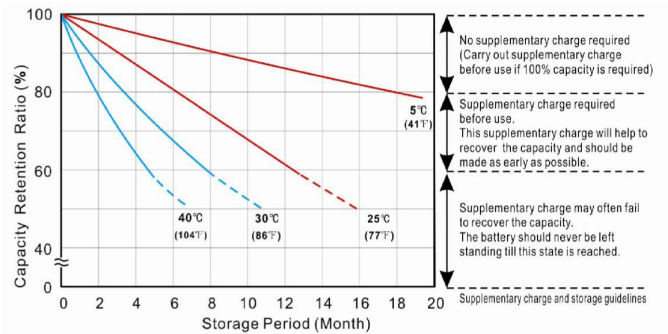
Battery Model	ML 100 -2 2V100AH			
Designed Floating Life	Up to 15 Years			
Capacity (25°C)	10HR(10.0A,10.8V)	5HR(16.66A,10.8V)	3HR(24.6A,10.8V)	1HR(52.6A,10.8V)
	100.0AH	83.3AH	73.8AH	52.6AH
Dimensions	Length	Width	Height	Total Height
	170mm (6.69inch)	72mm (2.83inch)	205mm (8.07inch)	228mm (8.98inch)
Approx. Weight	5.90Kg (13.01 lbs)			
Internal Resistance	Full charged at 25°C: ≤2.0mΩ			
Self Discharge	2% of capacity declined per month at (25°C)			
Capacity Affected by Temp.(20HR)	40°C	25°C	0°C	-15°C
	102%	100%	85%	65%
Charge Voltage(25°C)	Cycle use		Float use	
	2.30-2.40V(-3.3mV/°C), max. Current:25.0A		2.20-2.25V (-3.3mV/°C)	

FUJIAN MINHUA POWER SOURCE CO., LTD.

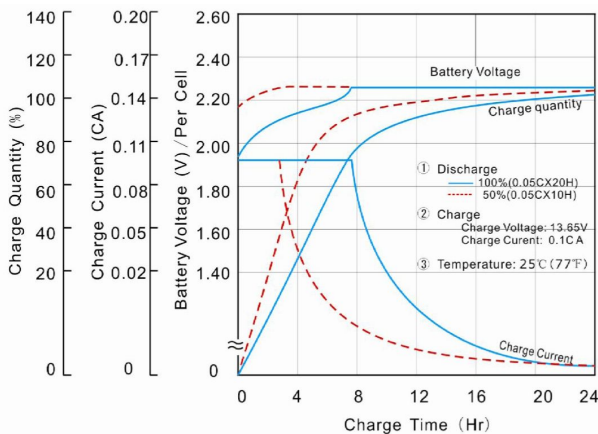
Terminal Voltage (V) and Discharge Time



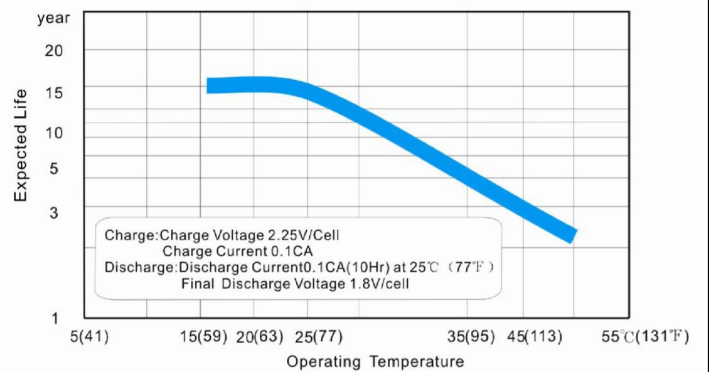
Capacity Retention Characteristic



Battery Voltage and Charge Time for Standby Use



Tickle(or Float) Service Life



Constant Current Discharge (CC, Unit: A) at 25°C (77°F)

F.V/Time	10Min	15Min	30Min	1Hr	2Hr	3Hr	4Hr	5Hr	6Hr	8Hr	10Hr	20Hr
1.85V/Cell	233.94	155.96	76.03	51.33	31.78	24.04	19.59	16.24	14.29	11.63	9.75	4.99
1.80V/Cell	240.00	160.00	78.00	52.66	32.60	24.66	20.10	16.66	14.66	11.93	10.00	5.12
1.75V/Cell	242.88	161.92	78.94	53.29	32.99	24.96	20.34	16.86	14.84	12.07	10.12	5.18
1.70V/Cell	264.74	171.64	83.67	55.42	33.57	25.40	20.70	17.16	15.10	12.29	10.30	5.27
1.67V/Cell	291.46	186.21	90.78	58.51	33.93	25.67	20.92	17.34	15.26	12.42	10.41	5.33

Constant Power Discharge (CP, Unit: W) at 25°C (77°F)

F.V/Time	10Min	15Min	30Min	1Hr	2Hr	3Hr	4Hr	5Hr	6Hr	8Hr	10Hr	20Hr
1.85V/Cell	456.2	304.1	148.3	100.1	62.0	46.9	38.2	31.7	27.9	22.7	19.0	9.7
1.80V/Cell	468.0	312.0	152.1	102.7	63.6	48.1	39.2	32.5	28.6	23.3	19.5	10.0
1.75V/Cell	473.6	315.7	153.9	103.9	64.3	48.7	39.7	32.9	28.9	23.5	19.7	10.1
1.70V/Cell	516.2	334.7	163.2	108.1	65.5	49.5	40.4	33.5	29.4	24.0	20.1	10.3
1.67V/Cell	568.3	363.1	177.0	114.1	66.2	50.1	40.8	33.8	29.8	24.2	20.3	10.4